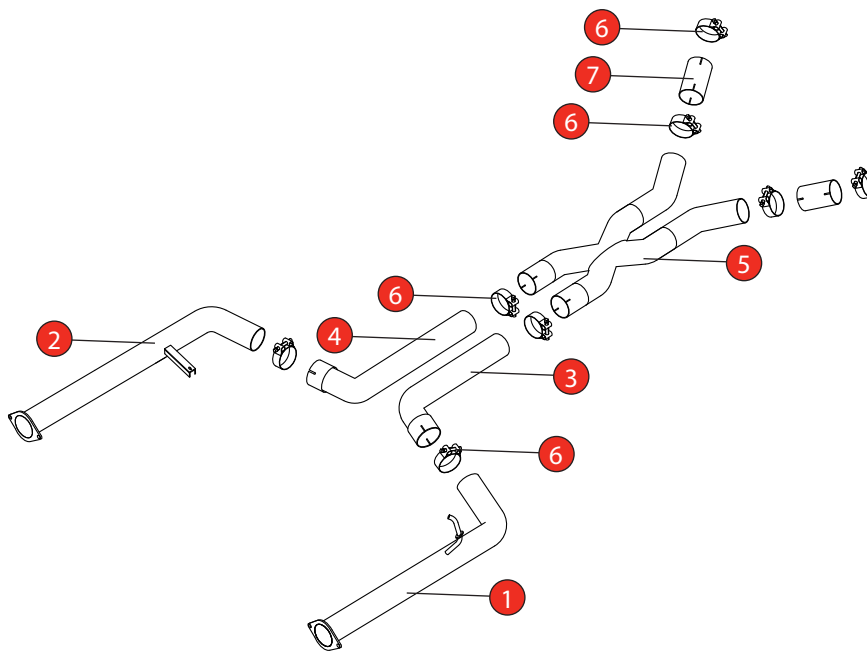


<b>Car</b>	BMW M2 G87 (Non GPF Models)	<b>Part No.</b>	SBMP099
<b>Year</b>	2022-Current	<b>Fit Kits</b>	393FK
<b>Notes</b>	Where not supplied use original fittings. Original system requires cutting.	<b>Features</b>	Pipe Diameter:- 70mm


Estimated Fitting Time: 2 Hours



NO.	PART NO.	DESCRIPTION	QTY
1	856BM	L/H Front Pipe	1
2	857BM	R/H Front Pipe	1
3	923BM	L/H Centre Pipe	1
4	924BM	R/H Centre Pipe	1
5	915BM	X- Pipe	1
<b>Fit Kit</b>			
6	Z016.10063	72mm H/D Clamp	8
7	AD91	Adaptor (To fit to original GPF-back system)	2
8	Z026.10005	15 mm Spacer (see below)	6

CLASSIFICATION	Motorsport Use Only
HOMOLOGATED	No
DATE	20/05/2024
ISSUE	01
AUTHORISED	G. O'Shea


**NOTE:** ENSURE SCORPION SYSTEM IS CLEAR OF MOVING PARTS AND ALL ORIGINAL FUNCTIONS WORK CORRECTLY.



Use Item 8 to create more clearance on the original crossbrace.

<b>Car</b>	BMW M2 (Non GPF Models)	<b>Part No.</b>	SBMP099
<b>Year</b>	2022-Current	<b>Fit Kits</b>	393FK
<b>Notes</b>	Where not supplied use original fittings. Original system requires cutting.	<b>Features</b>	Pipe Diameter:- 70mm

Estimated Fitting Time: 2 Hours



We recommend removing the original exhaust from the car before cutting.

Locate the sets of indentations on both sides of the original system.

Cut the system through the middle pair of indentations. Once cut de-bur the edges and re-fit the rear to the car.

**NOTE:** If fitting at the same time as the Scorpion Half System you do not need to make any cuts to your original exhaust.

